

GLIDER

Griffin

LETADLO Z BALSOVÉHO DŘEVA



SPECIFIKACE

Rozpětí: 1550 mm

Délka: 820 mm

Letová hmotnost: ≈650g

Doporučený motor: 2212 1100 kv


Doporučený ESC: 3S 30A

Doporučená vrtule: 8 palců


Doporučené servo: 9g*4

Doporučená baterie: 3S 1300-1500mAh


PŘÍSLUŠENSTVÍ








Potřebné nástroje




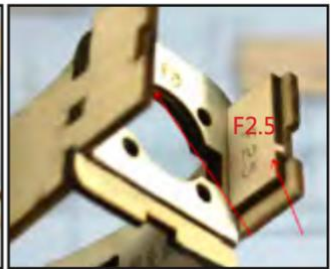






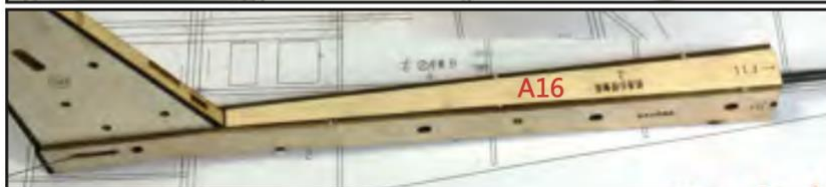


1. Montáž křídla






2. Sestavení trupu





Vložte ocelový drát z konce karbonové trubky přes druhý konec pro připojení k servu.

3. Montáž celého letadla



4. Montáž napájecího systému

